26.6 MILES | ONE DAY | GRANT WISHES

Make-A-Wish® MID-ATLANTIC | TRAILBLAZE CHALLENGE®

SEPTEMBER 28, 2019

CATOCTIN TRAIL, MARYLAND

Challenge yourself mentally, physically and financially by signing up for the Make-A-Wish® *Trailblaze Challenge* and help grant the wishes of local children waiting to receive their one true wish.

FOR MORE INFORMATION, VISIT

TRAILBLAZEFORWISHESMD.ORG

"As the sun came out on the trail, it made me think coming out of the darkness and into the light is what Make-A-Wish is all about."

Betsy Gorgei - Wish Mom, Board Member

Make-A-Wish® MID-ATLANTIC | TRAILBLAZE CHALLENGE®

26.6 MILES | ONE DAY | GRANT WISHES

SEPTEMBER 28, 2019 | CATOCTIN TRAIL, MD | TRAILBLAZEFORWISHESMD.ORG

WHAT: The *Trailblaze Challenge* is a one-day endurance event that gives participants the opportunity to hike a 26.6 mile journey along the terrain of the Catoctin Trail. Participants will enjoy the picturesque mountains of northern Maryland, challenging themselves physically while raising much needed funds to grant the wishes of children in the Mid-Atlantic region. Included in the hike experience:

- Specialized training program including a workout calendar and group hikes
- Support and coaching from Hike Leaders
- Hotel accommodations on hike weekend
- *Trailblaze Challenge* t-shirt for hike weekend
- Transportation to and from the trail on hike day
- Friday night dinner
- Trail support at multiple locations throughout your journey, including hydration, snacks, first aid and encouragement
- Saturday evening post-hike celebration
- Sunday post-hike recognition breakfast

WHERE: Catoctin Trail, MD

WHEN: September 28, 2019

WHO: Whether you are a hike enthusiast or a Make-A-Wish® supporter, this hike is open to participants of all levels. This hike is not a race, and all hikers must be 18 years of age or older.

WHY: Supporting *Trailblaze Challenge* will not only impact the lives of the local children we serve, but it will also strategically align your company with one of the country's top charitable brands. *Trailblaze Challenge* is a powerful way for your company to publically demonstrate your commitment to your employees, their families and the community.

HOW YOU WILL REACH YOUR GOALS: Make-A-Wish will support hikers every step of the wat by providing each participant with a personalized fundraising website, as well as sponsorship and fundraising materials, tips and advice. Hikers will additionally have access to group training events, guides and other resources.

For information, e-mail Sarah Bates at sbates@midatlantic.wish.org.

Make-A-Wish Mid-Atlantic | 6555 Rock Spring Drive, Suite 280 | Bethesda, Maryland 20817

FUNDRAISING MINIMUMS AND DEADLINES

REGISTRATION FEE

Initial Registration Donation: $100
Date Due: Upon registration*

Fee will be applied to your fundraising minimum. Please note it will be linked to your fundraising page as a FEE not a DONATION, and thus will not appear on donor reports.
**Returning hikers have until June 3rd to register in order to receive a waived registration fee.*

RECOMMITMENT

Date: August 14, 2019

If you have not reached your goal by this date, you will need to provide a credit card to be kept on file. This is the final date that you can withdraw from the program without obligation.

TOTAL FUNDRAISING COMMITMENT

Fundraising Minimum: $2,500
Final Fundraising Dates: October 28, 2019

If you have not raised the minimum by this date your card on file will be charged the difference.

Trailblaze Challenge is first and foremost a fundraising program. The primary objective is to raise funds for Make-A-Wish and our mission. In light of this, we take your commitment to reach the fundraising minimum seriously. We want all *Trailblaze Challenge* participants to be successful in raising at least the minimum and have a structured program to provide as much support as possible.

At any time, do not hesitate to contact **Sarah Bates** to assist you in your fundraising efforts at sbates@midatlantic.wish.org or 301-962-9474 ext. 4135.

IMPORTANT CONTACTS

Make-A-Wish® Mid-Atlantic
Staff Contact: Sarah Bates
Direct Number: 443-386-9238
Office Number: 301-962-WISH (9474) ext. 4135
Email: sbates@midatlantic.wish.org

Event Website:
www.trailblazeforwishesmd.org
MAW Website: www.midatlantic.wish.org

Please mail all donations to:
Make-A-Wish Mid-Atlantic
6555 Rock Spring Drive, Suite 280
Bethesda, MD 20817

When mailing donations please include the following:
YOUR NAME
Event: TRAILBLAZE CHALLENGE

Make-A-Wish® MID-ATLANTIC

TRAILBLAZE CHALLENGE®

26.6 MILES • ONE DAY • GRANT WISHES

TRAIL MAP

Mile 0.0: Parking is at the Gambrill State Park Trail System Parking Area. The blue blazed trail begins to the right of the information kiosk. Follow the blue blazes as many trails are multi-blazed.

Mile 5.7: Go straight across Hamburg road, next section does not have many blazes.

Mile 7.5: Make a decision to cross the creek straight ahead (cuts out 0.5 miles) or go around the pond. Go right for about 0.2 miles to a fork in the road, bear to the left, go another 0.2 miles and take a left walking on the far side of the pond. Cross Steep Creek and very quickly reach the fire road and take a right, this is mile 8.0.

Mile 9.4: Delauter Rd, you will pass a shed and house very close to this intersection. At the road take a right and in about 40 yards take a left back onto the trail.

Mile 10.4: Bear hard right on trail and head downhill towards Steep Creek.

Mile 11.8: Cross Steep Creek. In 0.1 miles after crossing creek, the trail bears hard right towards Fishing Creek Rd.

Mile 11.9: Fishing Creek Rd, bear right then left at the yellow road barrier.

Mile 14.4: Thurmont Rock Overlook, on the right.

Mile 16.3: Catoctin Hollow Rd.

Mile 16.5: Cross Little Hunting Creek. If water is flowing too high on the creek you may have to hike down to Route 15 and cross there.

Mile 16.6: Manor Visitor Center.

Mile 18.3: Bob's Hill Overlook intersection.

Mile 21.5: Cross Catoctin Hollow Rd a second time.

Mile 21.6: Cross Hunting Creek.

Mile 22.1: Cross Campground Rd.

Mile 23.5: Route 77, take a right and at end of road barrier cross the road into Catoctin Mountain Park to continue on the trail

Mile 24.8: Cross Park Central Rd

Mile 25.0: Walk on Manahan Rd. for about 0.25 miles then bear left back onto trail. It will parallel the road until you cross an unnamed creek in 0.9 miles

Mile 26.6: Arrive at finish line in Catoctin Mountain Park.

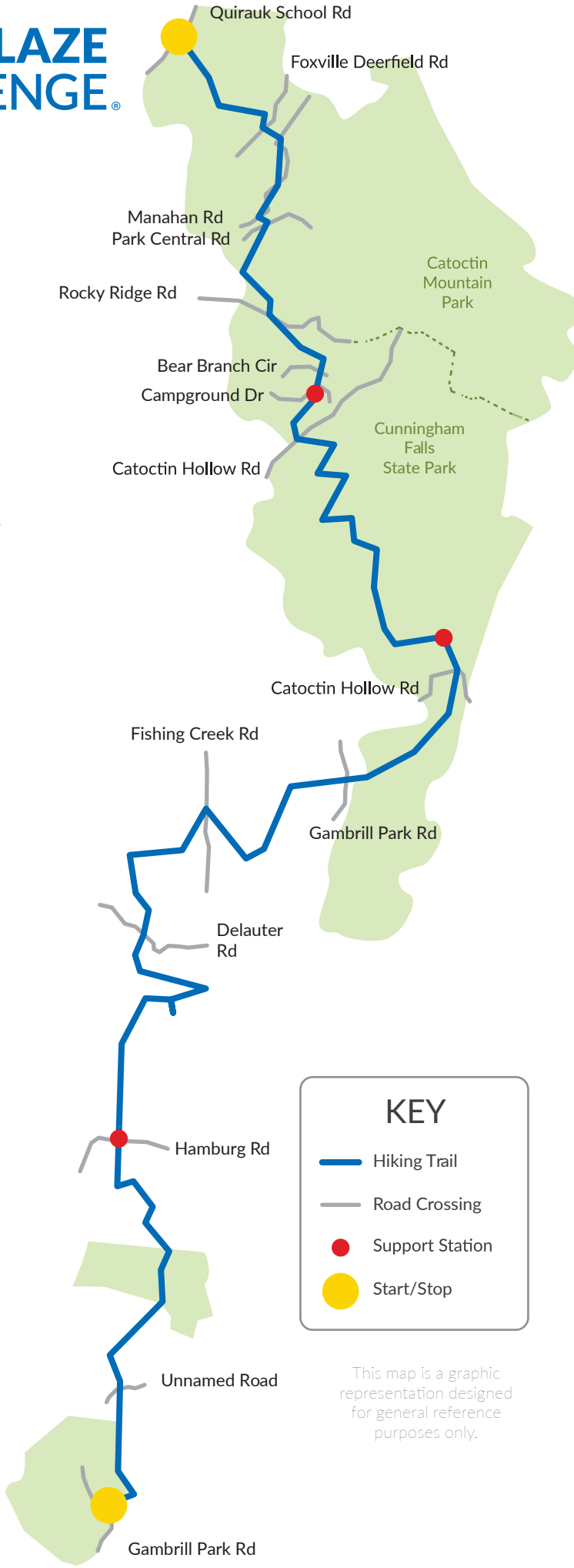

This map is a graphic representation designed for general reference purposes only.

Make-A-Wish® MID-ATLANTIC | TRAILBLAZE CHALLENGE®

26.6 MILES • ONE DAY • GRANT WISHES

ELEVATION PROFILE

Catoctin Trail, Maryland

HIKE START

Gambrill Park: Frederick Overlook, Green Ash Trail, Blue Catoctin Trail

3 mph Pace: 5:00am

2 mph Pace: 5:15am

1.75 mph Pace: 5:30am

2ND AID STATION, LUNCH

Cunningham Falls State Park: Manor Area

Miles from prior stop: **10.9**

Total Mileage: **16.6**

ESTIMATED ARRIVAL

3 mph Pace: 10:32am

2 mph Pace: 1:33pm

1.75 mph Pace: 2:58pm

HIKE FINISH

Catoctin Mountain Park: Parking

Miles from prior stop: 5.5

Total Mileage: **26.6**

ESTIMATED ARRIVAL

3 mph Pace: 1:52pm

2 mph Pace: 6:33pm

1.75 mph Pace: 7:38pm

1ST AID STATION

Frederick Watershed: Hamburg Road

Miles from prior stop: 5.7

Total Mileage: **5.7**

ESTIMATED ARRIVAL

3 mph Pace: 6:54am

2 mph Pace: 8:06am

1.75 mph Pace: 8:45am

3RD AID STATION

Cunningham Falls State Park: Camp Office

Miles from prior stop: 4.5

Total Mileage: **21.1**

ESTIMATED ARRIVAL

3 mph Pace: 12:02pm

2 mph Pace: 3:48pm

1.75 mph Pace: 5:32pm

Make-A-Wish MID-ATLANTIC | TRAILBLAZE CHALLENGE

Training Hike Schedule

Date	Distance	Location
Saturday June 22, 2019 *11:00 a.m.*	3.5 miles	**Rock Creek Park ~ Kick-Off Hike!** *Boulder Bridge Hike* 5200 Glover Road, NW Washington, DC 20015
Saturday July 13, 2019 9:00 a.m.	5-6 miles	**Catoctin Mountain Park** *Wolf/Chimney Rock* 14707 Park Central Rd. Thurmont, MD 21788 (39.6340514, -77.4502015)
Saturday July 20, 2019 9:00 a.m.	7.3 miles	**Great Falls Park** *Billy Goat Trail* 11710 MacArthur Blvd. Potomac, MD 20854 (39.00224, -77.24664)
Sunday August 3, 2019 9:00 a.m.	8.2 miles	**Shenandoah Park** White Oak Canyon 4400 Weakley Hollow Road Syria, VA 22743 (38.58613, -78.38273)
Sunday August 11, 2019 8:00 a.m.	14 miles	**Harpers Ferry** *Loudoun Heights (7.5 miles) & Maryland Heights (6.5 miles)* Storer College Place Harpers Ferry, WV 25425 (39.325095,-77.74142)
Saturday August 24, 2019 7:00 a.m.	21.5 miles	**Gathland State Park** *Appalachian Trail* 900 Arnoldstown Road Jefferson MD 21755 39.4054465, -77.6402060
Saturday September 14, 2019 9/14 *Date and time tentative*	9 miles	**Shenandoah National Park** *Old Rag – SUNRISE HIKE* SR600/Nethers Rd. (38.57036, -78.28705) Lead by MMWRES President Carl Solomon

*Training hike locations, days and times are subject to change. Training schedule with additional cross-training workshops and clinics will be provided at kick-off hike celebration.

*Always consult your physician or qualified health professional on any matters regarding your health. Use of the suggested workouts and coaching tips are of your own free will and accord and you are knowingly and voluntarily assuming all risks associated with such exercise activities.

GEAR RECOMMENDATIONS

- Food
- Watch
- Day Pack/Hydration Pack
- Trekking Poles
- Moleskin and Duct Tape
- Head Lamp
- Light weight, Dri-fit clothing (wicking)
- Proper shoes and socks
- Sunglasses and sunscreen
- Nuun tablets

BUYING HIKING BOOTS & SOCKS

HIKING BOOTS

Hiking boots are probably the most important piece of gear when planning a hiking trip. Inappropriate and improper fitting boots cause painful blisters, feet, leg and back pain, but they will also increase your overall fatigue level. This can affect your safety and may result in serious injuries. Shop wisely. It will be well worth your time.

- Types of boots range from trail shoes to trail hikers to heavy mountaineering boots. Each one has different qualities that you need to evaluate:
  - Comfort
  - Foot & ankle support
  - Weight
  - Durability
  - Sole qualities and tread
  - Waterproof
- Must have a good fit.
  - They should feel snug but not tight to restrict circulation or toe movement. No slipping. They should feel secure around your ankle and instep
  - Wear the type of socks that you will be hiking in. A thin nylon or polyester liner and then layered with a heavier sock is recommended to keep your feet dry.
- **Always, always, always** break your boots in before going on an extended hike. Condition and shape as needed to avoid discomfort.
- Take care of your boots. Clean and waterproof them periodically as needed.

SOCK OPTIONS

Today's high-performance socks not only keep your feet dry and comfortable, they also cushion and support. Here are several guidelines when selecting your socks:

- Don't buy 100% cotton socks. Choose those made from synthetics or a blend of synthetics and cotton. Synthetics such as acrylic and CoolMax disperse blister-causing perspiration and keep your feet drier and cooler.
- Watch out for toe seams—they're one of the biggest causes of blisters.
- Consider socks that are padded in high-impact areas, like the heel and toe, especially if you have a heavy foot-strike or are prone to blisters in these areas.
- Pick out socks that have a tighter weave in the middle of the foot. This provides support and helps prevent slippage. Make sure you buy the correct size. This prevents bunching and slipping and, thus, blisters.

*Make-A-Wish Mid-Atlantic has no affiliation with any of the brands recommended

I wish to go to San Diego to swim with whales

Rhyne, 14
Pittsville, MD
brain tumor

Rhyne's Wish to Swim with Whales!

What started as a wish to visit her favorite sea animals turned one 14-year-old into a daredevil! Rhyne, from Pittsville, Maryland has battled bravely against a brain tumor. When it came time for Make-A-Wish® Mid-Atlantic to grant her wish, Rhyne knew exactly what she wanted: an up-close visit with dolphins, whales and other marine animals.

Rhyne and her family jetted off to San Diego for her wish trip. Rhyne got the full VIP experience with beluga whales, getting to meet the whales and help feed them. She loved getting to be that close to some of her favorite animals! The trip also included a trip to the zoo to visit all the creatures on land. Then came time for her daredevil experience: ziplining over the safari park! Rhyne also tried all the rides at the nearby amusement park, something she'd never had any interest in doing before her wish trip. Her mom says the trip definitely turned her into a thrill seeker – and maybe even a little of an adrenaline junkie!

Along with giving her new experiences and a new sense of adventure, Rhyne's wish trip served as an incredible memory that her whole family will cherish for years to come.

Make-A-Wish®
MID-ATLANTIC

Make-A-Wish® Mid-Atlantic was founded in 1983, and has granted the wishes of nearly 9,700 children fighting critical illnesses such as cancer, pediatric AIDS, Spinal Muscular Atrophy, Duchene's muscular dystrophy, kidney and heart disease.

midatlantic.wish.org

Make-A-Wish® Mid-Atlantic Fundraising Guidelines

Thank you for your interest in holding a fundraising event to benefit **Make-A-Wish Mid-Atlantic!** We appreciate your desire to help grant the wishes of children in our community with life-threatening medical conditions. Make-A-Wish Mid-Atlantic is held to the highest legal and ethical standards of fundraising and we are governed by policies established by our national organization, Make-A-Wish America. We also adhere to the principles of various watchdog agencies, including the Better Business Bureau (BBB) Wise Giving Alliance. By holding a fundraising event to benefit our chapter, you indicate your acceptance of our policies, which you are required to follow if you want to use the Make-A-Wish name.

Logo and Name

- Any products and/or collateral you develop for your fundraising event which incorporate the Make-A-Wish logo or name (such as t-shirts, letters, flyers, etc.) must be approved by the chapter before distribution.

- Our logo appears at the right. It is in a typeface developed especially for Make-A-Wish and must be used as it appears with a clear background.

- Do not use logos found on the internet. We will provide you with the most current version, which includes our chapter name.

- **The Make-A-Wish logo and name must never be used in the title of the event.** We should be identified as the beneficiary, but not the organizer.

- **In all cases,** the words "Make," "A," and "Wish" must all be capitalized and separated by hyphens. (Ex. Make-A-Wish or Make-A-Wish Mid-Atlantic)

- The registered trademark symbol (®) should appear in superscript at the end of the first reference of our organization (e.g., Make-A-Wish® or Make-A-Wish® Mid-Atlantic – **not** Make-A-Wish Mid-Atlantic®).

Please do not use the terms "terminally ill", "dying", or "last wish" when referring to our wish children. The appropriate expression is "children with life-threatening medical conditions." Many children for whom we have fulfilled wishes are still living. Your fundraising event will help to provide a seriously ill child with hope, strength and joy at a time when they need it most. If you would like help wording an appeal to your event supporters, we would be happy to assist you in developing compelling language that reflects our mission. Please remember that all messaging and materials need the chapter's prior written approval before being used and/or distributed.

Disclosing Your Donation

The BBB Wise Giving Alliance requires specific disclosure language to indicate how your fundraising event is benefiting the chapter. Please include this language in all publicity that mentions **Make-A-Wish.** Promotions should disclose, at the point of solicitation:

- The actual or anticipated portion of the purchase price that will benefit the chapter (e.g. 5 cents of every dollar will be donated to the Make-A-Wish Mid-Atlantic chapter),
- The duration of the campaign (e.g. the month of October),
- Any maximum or guaranteed minimum contribution amount (e.g. up to a maximum of $200,000).

Unacceptable Methods of Fundraising

- Make-A-Wish America policies prohibit any of the following types of fundraising tactics:
- Telemarketing
- Door-to-door solicitations
- Most online donations (contact the chapter for specifics)

The chapter also reserves the right to choose not to affiliate with any event where fundraising methods do not complement the organization's mission.

Raffles

Our Mid-Atlantic territory has specific laws about raffles, and in many cases, raffles are illegal without a license or a permit. **Make-A-Wish Mid-Atlantic will not apply for a raffle license on behalf of third-party events.** Please follow all raffle regulations for your territory.

At any time, do not hesitate to contact **Sarah Bates** to assist you in your fundraising efforts at sbates@midatlantic.wish.org or 301-962-9474. Thank you again for your efforts and support!

Make-A-Wish®
MID-ATLANTIC

TRAILBLAZE CHALLENGE®

GOAL: _____

_____
HIKER

CATOCTIN TRAIL
SEPTEMBER 28, 2019

For more information:

_____
Hiker

_____
Email Phone

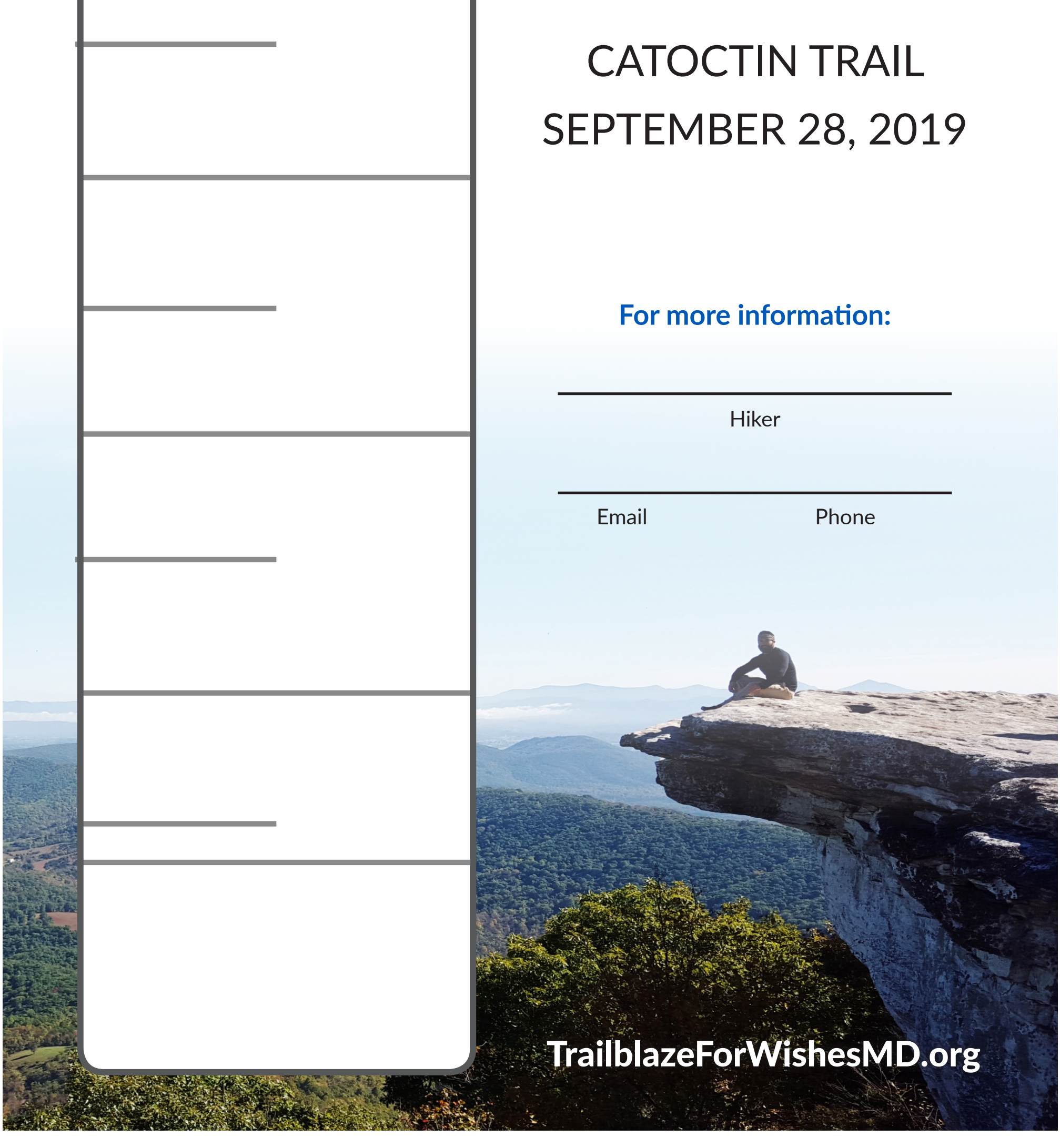

SPHERE OF INFLUENCE:



FAMILY MEMBERS

YOUR BOSS

YOUR CLIENTS

LEADERS

YOUR BOSS'S BOSS

YOU

OTHER TEAMS

YOUR COLLEAGUES

YOUR TEAM

YOUR SUPPLIERS

YOUR DIRECT REPORTS

Make-A-Wish® MID-ATLANTIC

Make-A-Wish® MID-ATLANTIC

TRAILBLAZE CHALLENGE®

FUNDRAISING TIPS

There are a variety of ways that you can reach your fundraising goals.

MOVIE NIGHT

Invite your friends over for a night at the movies. You provide the popcorn and soda and charge admission.

BAKE SALE

Host a bake sale at work, school, after religious services, or during a community event, etc.

PENNY ROLL

Collect all your pennies and extra change that you have lying around the house. Every penny counts!

SAY CHEESE!

Include a photo of your fundraising and inspirations in letters or emails! Your donors would love to see you in action, and a photo can help them realize that you mean business.

SILENT AUCTION

Have a silent auction using items you've had donated by area businesses (goods, services, gift certificates) or new items from family or friends.

BROWN BAG LUNCH DAY

Ask your co-workers to bring in their lunch one day and donate the money they would have spent going out to lunch to your walk efforts!

MATCHING GIFTS

Ask your company to match what you raise. Some companies have a matching gift policy – it's worth checking. If they don't, ask them anyway; even if they don't match what you raise, they still might be willing to make a donation!

SKUNK THEM

Put a stuffed-animal skunk on a coworker's desk! They need to make a donation to team Make-A-Wish® in order to be de-skunked.

GARAGE SALE

Put your cleaning to good use and host a garage sale! You could even ask friends, family and neighbors to donate their items as well to bolster your selection. Then be sure to advertise the sale within your community.

BIRTHDAY PARTY

Host a birthday party with a purpose - This year your birthday party can be both fun and meaningful! Simply state on the invite that in lieu of gifts, you would prefer your guests bring a check made out to Make-A-Wish Mid-Atlantic (don't forget to have the check mention Trailblaze Challenge in the memo).

VACATION DAY AWARD

Ask your employer to raffle off a free day off! Charge $5 per ticket or more.

10-15-50 CHALLENGE

Invite 10 people (friends, family, co-workers, etc.) to ask 15 people each for $50. Or you could ask 15 people to ask 50 friends for a $10 donation. Or 50 friends to ask 10 people for $15 donations. Any way you get there, 10-15-50 adds up to $7,500! That is the average cost of a wish in our region. Imagine the satisfaction of fully funding a wish.

For information, e-mail Sarah at sbates@midatlantic.wish.org.

Make-A-Wish Mid-Atlantic | 6555 Rock Spring Drive, Suite 280 | Bethesda, Maryland 20817

The Essentials

Fundraising Tips

1 How to Raise Funds
The number one reason why people give is simply because they were asked. Don't be shy – ask everyone you know.

2 Make it Personal
Share your own story if you have one. Did your child (or another family member or friend) benefit from a wish? What is their story? Maybe your story is about gratitude for your healthy children. Maybe it is how your Wish Kid Ambassador has impacted you. Whatever your reasons for participation with Make-A-Wish, share them.

3 Ask Everyone
There is no such thing as a list that is too big. Close friends and family are the obvious choice, but don't forget co-workers, church members, your child's baseball coach and businesses you frequent.

4 Use Online Tools
The online tools are designed to make fundraising simple for you and for your donors. In addition, it is the most effective way to raise money. Online gifts average more than $50 per gift and participants who send emails generally find that they receive a higher positive response rate than those that ask for check or cash donations.

5 Ask Confidently
You are not asking for money for yourself: you are asking for support of Make-A-Wish because wishes change lives.

Social Fundraising

Facebook

- Update your status at least **once a week** with information about why you are walking and what they can do to support you!
- Always include the link to your **Trailblaze Challenge Personal Fundraising Page** to make donating simple!
- Consider creating a Facebook Group Page for your Trailblaze Challenge Team. Facebook groups are easy to create and a simple way to communicate with team members.

Twitter

- Follow Make-A-Wish Mid-Atlantic on Twitter at @WishMidAtlantic
- Tweet about your fundraising progress, let followers know you are seeking donations.
- Always include the link to your **Trailblaze Challenge Personal Fundraising Page** in tweets.
- Update your profile to include your **Trailblaze Challenge Personal Fundraising Page** link.

Did you know that fundraisers who connect their personal fundraising page to Facebook raise **40 percent more** than those who don't? Add Twitter, Instagram, You Tube, Google+ and more to the conversation and you can see the potential.

Team Captain Step by Step Guide

Step 1: Login

Step 2: Go First
Your registration fee is your first donation to Make-A-Wish. Your willingness to donate confirms for friends and family that you are committed to our mission.

Step 3: Personalize Your Team Page and Personal Fundraising Page
Share your personal story about why Make-A-Wish is important to you or why you are participating. Don't forget to include a photo!

Step 4: Ask Family and Friends to Donate
Sending emails is the single most important action you can take to raise money! Send requests for donations to family and friends and enjoy watching how they respond. Don't forget to follow-up.

Step 5: Stay Motivated & Train for the Challenge
Set your fundraising goals that coincide with your training milestones to keep on track physically and philanthropically.

	Tasks	Due Date
	Make a personal donation	
	Update fundraising page with photo and personal story	
	Send donation request email to friends and family	
	Send follow-up emails to friends and family who have not donated	
	Post donation requests on all social media sites	
	Plan a FUNdraising event	
	Ask your boss for a corporate donation	
	Thank donors!	

Dear Friends and Family,

In September, I will be participating in the *Trailblaze Challenge* benefiting Make-A-Wish® Mid-Atlantic. Over the course of one amazing day, I will be trekking across the terrain of the Catoctin Trail in Western Maryland, a 26.6 mile journey. The goal is to complete this challenge in one day, rain or shine, while raising $2,500 for Make-A-Wish.

I have decided to take on this challenge to raise awareness as well as funds for Make-A-Wish Mid-Atlantic because of their mission to create life-changing wishes for children with critical illnesses. A wish come true empowers children to fight harder against their illnesses. When these children are granted a wish, they receive more than just a great experience for a day, two days or a week. This experience improves their quality of life as well as that of their entire family. Currently in the Mid-Atlantic region, for every wish granted, at least one more local child is waiting to receive their one true wish.

I am taking on this extreme endeavor to be a part of something bigger than myself. This challenge will push me mentally, physically and philanthropically. I am confident that I will be able to conquer this challenge and it will provide me with great strength and courage to know that my actions are contributing to such a worthy cause. Making a donation is both easy and secure and can be made either online or through mail. Any amount you can give is greatly appreciated!

Please be assured that your generous gift will be used efficiently and effectively to grant the wishes of children in our community.

Our collective help is needed to provide Make-A-Wish Mid-Atlantic with the means to grant life-changing wishes. Together, we can make a difference in the lives of local children with critical illnesses.

Thank you for helping me recognize this special occasion and for supporting the mission of Make-A-Wish.

Sincerely,

[Your Name]

Dear Friends & Family,

Happy Summer! I hope this letter finds you well. Despite the hot, sticky weather of this season, I am busy training for a 26.6 mile hike to be completed **in one day**. Yes, you read that correctly! Over the next 12 weeks, rain or shine, I'll be hiking many miles to prepare for the *Trailblaze Challenge* benefiting Make-A-Wish® Mid-Atlantic.

I will be taking on this extreme endeavor to challenge myself both mentally and physically. However, I've set my sights higher than simply training to hike 26.6 miles. I will also be challenging myself philanthropically as I aim to raise at least $2,500 to help fund the wishes of children with critical illnesses.
A wish come true empowers children to fight harder against their illnesses. When these children are granted a wish, they receive more than just a great experience for a day, two days or a week. This experience improves their quality of life as well as that of their entire family. Currently in the Mid-Atlantic region, for every wish granted, at least one more local child is waiting to receive their one true wish.

The money I raise will help local children like ten-year-old Reagan, diagnosed with a congenital heart condition, who wished to give her friends the ultimate sleepover! Through all her health struggles, Reagan's Girl Scout Troop had been there for her and she knew she wanted to use her one true wish to thank them for everything they've done for her. Reagan's sleepover was everything she envisioned and more! The girls took pictures in a photo booth, watched a movie together, tie-dyed t-shirts, sang karaoke, made sand art, played board games, ate s'mores, rode ponies, and best of all, mattress surfed down a staircase! Reagan's wish transformed her life by helping her to embrace her journey and think positively.

It is because of life-changing wishes like Reagan's that I am inspired and why I'm hoping you are too. Although I can do the training, I need your help to reach my fundraising goal. Every dollar you donate is 100% tax deductible and will be invested in children's wishes like Ember's.

Making a donation is both easy and secure, and any amount you can give is greatly appreciated! You can also join me in raising funds and spreading the word by forwarding this email along to your contacts. You never know who might be able to help, and every gift is another step toward granting local wishes.

Thank you in advance for supporting me in my *Trailblaze Challenge*. With your help, I will hike 26.6 miles to create life-changing wishes for children with critical illnesses!

Warm Regards,
[Your name/signature]

Make-A-Wish®

TRAILBLAZE CHALLENGE®

September 28, 2019 | Catoctin Trail, Maryland | www.TrailblazeForWishesMD.org

REFER-A-FRIEND

Jump-start your fundraising efforts by signing up your friends! For each of your friends or family that registers for the *Trailblaze Challenge*, you will receive a $100 credit towards your fundraising goal. This form must be submitted by August 10, 2019 to receive credit.

$100 OFF YOUR FUNDRAISING GOAL FOR EVERY PERSON YOU RECRUIT!

Referring a friend to join the *Trailblaze Challenge* costs you nothing and provides you with an automatic fundraising and training buddy! You will receive $100 toward your fundraising if you have a friend sign up who completes the program with you.

1. You must be a registered participant for the *Trailblaze Challenge* event.
2. Your "recruit" must be a **new** hike team member, complete the *Trailblaze Challenge* program and meet all fundraising minimums.
3. The bottom portion of this form must be filled out and returned to the Make-A-Wish office by 8/10/2019.

'Refer-a-Friend' credit counts only toward your final goal, not the recommitment amount.

Please note the $100 credit is NOT "usable" money that can be directed toward granting wishes to children, but merely an incentive to expand the program.

Fill this out and give to a friend...

Trailblaze Challenger's **Name:** _____

Trailblaze Challenger's **Email:** _____

Trailblaze Challenger's **Phone:** _____

Recruit's **Name:** _____

Recruit's **Email:** _____

Recruit's **Phone:** _____

For information, visit TrailblazeForWishesMD.org.
Make-A-Wish Mid-Atlantic | 6555 Rock Spring Drive, Suite 280 | Bethesda, Maryland 20817

Contact: Sarah Bates
sbates@midatlantic.wish.org
F: 301.656.2857

Make-A-Wish® MID-ATLANTIC | TRAILBLAZE CHALLENGE®

26.6 MILES | ONE DAY | GRANT WISHES

IN-KIND DONATION FORM

COMPANY (exactly as it should appear in promotional materials): _____

ADDRESS: _____

_____

_____

PHONE (cell): _____ (daytime): _____

CONTACT PERSON: _____

EMAIL: _____

DESCRIPTION OF DONATION (please be specific & include any restrictions):_____

_____

_____

_____

_____

DATE SUPPLIES/ITEM TO BE DELIVERED TO THE ADDRESS BELOW: _____

ESTIMATED VALUE*: _____

**Required for IRS purposes*

VALUATION METHOD (I.E. RETAIL, WHOLESALE, ETC.): _____

SIGNATURE: _____

Please return completed form by fax email or mail:

Make-A-Wish® Mid-Atlantic
6555 Rock Spring Drive, Suite 280
Bethesda, MD 20817
E. sbates@midatlantic.wish.org
F: 301.656.2857
P: 301.962.WISH (9474)
midatlantic.wish.org

Make-A-Wish MID-ATLANTIC | TRAILBLAZE CHALLENGE

DONATION FORM

Title: _____ Name of Donor: _____

Address: _____ City:_____ State:_____ Zip: _____

Email:_____ Phone: _____

I would like to make the following donation to Make-A-Wish in support of:

Hiker: _____ Donation Amount: ☐$25 ☐$50 ☐$100 ☐Other $_____

Method of payment: _____Check *(made payable to Make-A-Wish)* _____Credit Card

AMERICAN EXPRESS DISCOVER MASTERCARD VISA

Credit Card #: _____ Exp. Date:_____ CVC# _____

Name on Card:_____Signature: _____

Mail this form with your donation to:

Make-A-Wish Mid-Atlantic | 5272 River Road, Suite 700 Bethesda, MD 20816

Make-A-Wish will attribute your donation toward the efforts of the above named *Trailblaze Challenge* participant.

Thank you for your support and generosity!

Or donate securely online at http://www.TrailblazeforWishesMD.org

Make-A-Wish MID-ATLANTIC | TRAILBLAZE CHALLENGE

DONATION FORM

Title: _____ Name of Donor: _____

Address: _____ City:_____ State:_____ Zip: _____

Email:_____ Phone: _____

I would like to make the following donation to Make-A-Wish in support of:

Hiker: _____ Donation Amount: ☐$25 ☐$50 ☐$100 ☐Other $_____

Method of payment: _____Check *(made payable to Make-A-Wish)* _____Credit Card

AMERICAN EXPRESS DISCOVER MASTERCARD VISA

Credit Card #: _____ Exp. Date:_____ CVC# _____

Name on Card:_____Signature: _____

Mail this form with your donation to:

Make-A-Wish Mid-Atlantic | 5272 River Road, Suite 700 Bethesda, MD 20816

Make-A-Wish will attribute your donation toward the efforts of the above named *Trailblaze Challenge* participant.

Thank you for your support and generosity!

Or donate securely online at http://www.TrailblazeforWishesMD.org